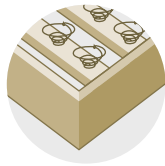


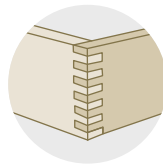
BOXSPRING

CRISTAL

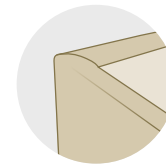
Traditional upholstered boxspring with spring suspension and raised edges. When mounted on furniture feet, it allows easy access for cleaning under the bed, or, depending on the height of the legs, for storing luggage.



Suspension system with conical springs, an Elite exclusive.



Bed frame made of solid wood FSB, dovetail joint.



Raised edges on all 3 sides, prevents the mattress from moving.

CHARACTERISTICS

Height	17, 20, 25, 30 cm or custom-made
Height de couchage	In option
Width	80, 90, 100, 110 120, 140, 150, 160*, 180*, 200* cm or custom-made* *large dimensions come in 2 pieces that snap together with a central suspension for large mattress
Length	190, 200, 210, 220 cm or custom-made
Weight	90/200, height 17 cm = 25 kg
Flame retardant	Ticking Palace Eco, specially designed for hotels, meets the anti-fire standards (Europe EN597-1/2, UK BS-7177).
Internal structure	Swiss solid wood certified FSB
Guarantee	10 years



Entirely made in Switzerland, according to swiss quality standards. Elite is a member of Swiss Label.



Meets hotelleriesuisse standards and allows to earn points at hotel classification.



Elite is a member of Swiss Deluxe Hotels as «Preferred Supplier».

FINANCING SYSTEM



Smart Lease

Monthly payments according to occupancy rate



Staggered payment over 6 to 36 months

OPTIONAL EQUIPMENT

See illustration on the back

Legs	7 varieties of legs in option
Finish covering	<ul style="list-style-type: none"> • Dior pleat finishing** • Dior pleat finishing with sewn corners** • Dior pleat finishing with bow** • Finishing with facing (tensioned fabric) and exposed feet**
Locking system for twin beds	<ul style="list-style-type: none"> • **fastened with a Velcro strip • Fastened to the foot of the bed with a Velcro strip • Magnet attachment of box spring at the head end • Boxspring fastened to the head of the bed with a pivot
Structure	<ul style="list-style-type: none"> • With bedding storage compartment • With drawer • With manually adjustable head and foot • Electrical slatted bed frames

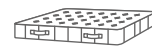
COMPLEMENTARY PRODUCTS



Waterproof mattress pad



Mattress topper



Mattress



Duvets and bed linen



Decoration



Headboard

FEET IN OPTION



Olive
12 cm



Empire
15 cm



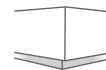
Rond
in option



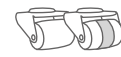
Aura
4 cm



Rectangle
5 cm



Baseboard
supports
5 cm



Casters
with Auto-Stop
in option

FINISH COVERING



Finishing with facing
(tensioned fabric) and
exposed feet



Dior pleat finishing



Dior pleat finishing
with sewn corners



Dior pleat finishing
with bow

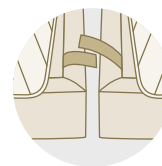
LOCKING SYSTEM FOR TWIN BEDS



Boxspring
fastened to
the head of
the bed with
a pivot

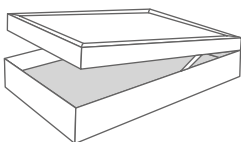


Magnet
attachment of
box spring at
the head end

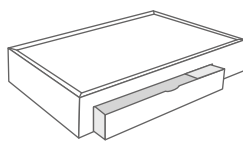


Fastened to
the foot of the
bed with a
Velcro strip

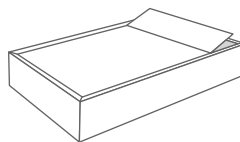
OPTIONS OF STRUCTURE



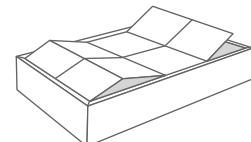
Boxspring with
bedding storage
compartment



Boxspring with
drawer



Boxspring with
manually adjustable
head and foot



Electrical
slatted bed
frames

ORIGINAL BOXSPRING CONCEPT BY ELITE

MATTRESS TOPPER

Mini pocketed springs, guaranteed «cocooning».

MATTRESS

Pocketed springs for an outstanding comfort and an exceptional back support.

BOXSPRING

Springs suspension, functional, easy to maintain, praised by housekeepers and attendants.

