

SOMMIER À LATTES ENCASTRABLE

AMETHYSTE

Made up of 28 fixed slats, this slatted base is an example of robustness and durability. The slats are made from multi-ply beech and are embossed for optimum mattress ventilation.



CHARACTERISTICS

Height	5,7 cm
Width	80, 90, 100, 110 120, 140, 150, 160*, 180*, 200* cm *large dimensions come in 2 pieces that snap together with a central suspension for large mattress
Length	190, 200, 210, 220 cm
Weight	90/200, height 10 cm = 16 kg
Internal structure	Beech multiplex
Guarantee	5 years









Entirely made in Switzerland, according to swiss quality standards. Elite is a member of Swiss Label.



Meets hotelleriesuisse standards and allows to earn points at hotel classification.

COMPLEMENTARY PRODUCTS

	Waterproof mattress pad
	Mattress topper
	Mattress
	Duvets and bed linen
	Decoration
	Headboard

FINANCING SYSTEM

 Smart Lease	Monthly payments according to occupancy rate
 ELITEFINANCE	Staggered payment over 6 to 36 months